

**UKCRN
Portfolio Search User Guide
(Devolved Nations)**

Version 1

John Bates/Sarwar Rana/Laurence Truman
28 January 2008

Contents

Contents.....	2
1. Introduction	3
2. Search Box.....	5
3. Statistics Grid	8
4. Exporting to Excel	10
5. Further Information/Help	10

1. Introduction

This document is a guide to the use of the UKCRN Portfolio Search system for Devolved Nations (Portfolio Country Search), as accessible via the UKCRN web site. It and any other document mentioned in the text, is available for download from the Library section of the UKCRN Web Site, at: http://www.ukcrn.org.uk/index/library/info_sys.html

The purpose of the system is to allow users from the Devolved Nations to access their own Portfolios of studies within the overall UKCRN Portfolio.

Using this search tool they will be able to distinguish between studies which are led from their country and those which are active within their country but led from elsewhere.

UKCRN Portfolio Country Search tool is a web application with open access (i.e. it does not require a login). It is accessed via different URLs for the specific nation as shown below:

Scotland	http://scotland.ukcrn.org.uk
Northern Ireland	http://nireland.ukcrn.org.uk
Wales	http://wales.ukcrn.org.uk
England (NIHR)	http://england.ukcrn.org.uk

In the UKCRN Portfolio system, studies are categorised using a three-tier classification. At the highest level, studies will be assigned to a Topic or Topics; within a Topic they are then assigned to one or more Clinical Studies Groups and one or more Subtopics. At the lowest level studies are associated with specific diseases, diagnoses or complications associated with the condition which they are investigating. This structure is reflected in the use of the Portfolio Search tool.

The initial page of the system comprises the three main components shown in Figure 1.

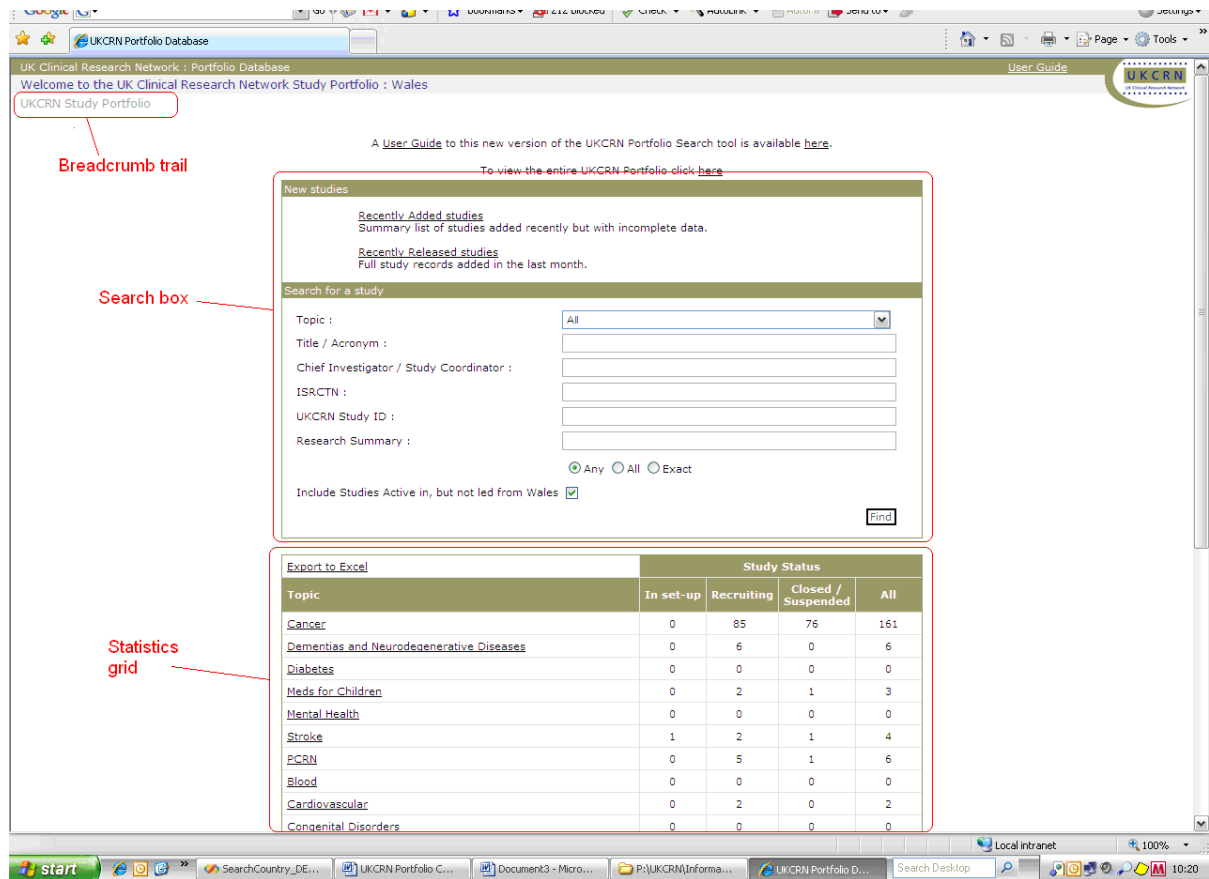


Figure 1

The breadcrumb trail shows your current location in the system, growing as you drill further down. Clicking on the hyperlinks within the trail should take you back to the relevant section.

At the centre of the page the search box can be found. This allows you to find studies within the system. Its use is covered in Section 2 – Search Box.

The final component is the statistics grid. The statistics grid can be used in conjunction with the search box as well as on its own. As you drill down through the statistics grid, the drop down lists (e.g. Topic) in the search box are automatically populated according to your selection. The reverse happens as you select the items from the drop down lists in the search box (i.e. the statistics grid is populated accordingly). Section 3 – Statistics Grid expands upon its functionality.

2. Search Box

The search box shown in Figure 2 should enable you to find the relevant studies matching your criteria. You will notice that if you select a Topic an additional drop down list will appear below it allowing you to refine your search criteria further. The same happens again if you select from this drop down list. The three drop down lists represents the three levels used to classify studies in the database. Selecting a Topic, Clinical Studies Group / Subtopic etc will restrict the results returned to those studies matching the selection. Additionally, studies may also be found by typing a partial or whole title or acronym into the 'Title / Acronym field. A study can also be found by knowing its ISRCTN or UKCRN StudyID or by searching for terms within the Research Summary field.

If you search the studies searched by Research Summary; the default behaviour is that field will be searched for any of the terms entered. However, you can search on exact match or for all of the terms listed using the radio buttons provided.

You can filter the studies by checking/unchecking the checkbox underneath Research Summary. By default the checkbox is checked and returns all the studies which are active in and led from the country. Unchecking the checkbox will only return the studies which are led from the country.

Please note that the Research Summary field is a new addition to the Portfolio and has not been populated retrospectively for existing studies. Therefore searches on this field may not yield the expected results until such time as the data have been fully updated.

The screenshot shows a web interface for searching studies. At the top, there are two hyperlinks: 'Recently Added Cancer - Bladder studies' (with a sub-note: 'Summary list of studies added recently but with incomplete data.') and 'Recently Released Cancer - Bladder studies' (with a sub-note: 'Full study records added in the last month.'). Below these is a section titled 'Search for a study' containing several input fields: 'Topic' (dropdown menu with 'Cancer' selected), 'Clinical Studies Group' (dropdown menu with 'Bladder' selected), 'Disease' (dropdown menu with 'All' selected), 'Title / Acronym', 'Chief Investigator / Study Coordinator', 'ISRCTN', 'UKCRN Study ID', and 'Research Summary'. Below the 'Research Summary' field are three radio buttons: 'Any' (selected), 'All', and 'Exact'. At the bottom left of the search section is a checkbox labeled 'Include Studies Active in, but not led from Wales' which is checked. A 'Find' button is located at the bottom right of the search section.

Figure 2

Clicking the 'Recently Added Studies' hyperlink will return those studies which have been added to the UKCRN Portfolio, and which match the selections in the drop down lists, but which are awaiting the minimum information required before details can be released to the live system.

Clicking the 'Recently Released Studies' hyperlink will return a list of those studies which match the selections in the drop down lists and which have been released to the live system within the last thirty days. These hyperlinks are not available when a selection is made from the third drop down list (Disease/Diagnosis) as this information is not available at that level of categorisation.

Clicking the Find button or the ‘Recently Added Studies’ or ‘Recently Released Studies’ hyperlink should return a list of appropriate studies, formatted as shown in Figure 3.below

UK Clinical Research Network : Portfolio Database Help

Welcome to the UK Clinical Research Network Study Portfolio

UKCRN Study Portfolio > Cancer > Bladder Cancer Group > Bladder (advanced)

Recruiting studies

[< Amend search criteria](#)

[Export to Excel](#)

ISRCTN	Acronym & Title	Status	Type	Open to additional sites
68324339	BC2001 - A RANDOMISED PHASE III STUDY OF RADIOTHERAPY WITH AND WITHOUT SYNCHRONOUS CHEMOTHERAPY IN MUSCLE INVASIVE BLADDER CANCER	Open	Interventional	Yes
	EORTC 30994 - Randomized phase III trial comparing immediate versus deferred chemotherapy after radical cystectomy in patients with pT3-pT4, and/or N+M0 transitional cell carcinoma (TCC) of the bladder	Open	Interventional	Yes
	EORTC 30986 - Randomised phase II/III study assessing gemcitabine with carboplatin and methotrexate with carboplatin and vinblastine in previously untreated patients with urothelial cancer ineligible for cisplatin based chemotherapy	Open	Interventional	Yes
	Pittsburgh Study - Investigation of suspected alterations in cytochrome activity in patients with bladder cancer by validated drug-cocktail protocol	Open	Observational	No
	RT with Weekly GEM (temp acronym) - Phase II study of radiotherapy with concurrent weekly gemcitabine in muscle-invasive bladder cancer.	Open	Interventional	No
13889738	BCPP - Bladder Cancer Prognosis Programme	Open	Observational	No

public.ukcrn.org.uk/s
If you experience problems using the application, please [click](#)

Figure 3

The breadcrumb trail together with the page heading should match the criteria specified in the search box(es) and provides the context in which the results belong. To refine, expand or modify the search criteria click on the ‘< Amend search criteria’ hyperlink.

Clicking on the column titles e.g. ISRCTN, Acronym, Status etc will sort the results alphabetically by the respective column. A section heading will also appear when sorted by Status, Type and ‘Open to ...’ columns to reflect these changes. The results can be exported to Excel. This is covered in Section 4 – Exporting to Excel.

To view further information about a study, click on the appropriate study acronym (the study acronym is displayed as a hyperlink and in bold within the ‘Acronym & Title’ column). A pop-up window similar to the one shown in Figure 4 should appear, giving more detail on the selected study.



<p>XERXES Examining the role of Early Neoadjuvant and Synchronous Erbitux in Preoperative Chemo-Radiotherapy using Xeloda followed by Excisional Surgery.</p> <p>Topic Cancer</p> <p>Portfolio Eligibility UKCRN adopted, non-commercial study</p>		<p>ISRCTN</p> <p>EudraCT 2004-001926-26</p> <p>MREC N° 05/S0501/49</p> <p>UKCRN ID 1680</p> <p>WHO ID</p>	
<p>Research Summary</p>			
<p>Study Type Interventional</p> <p>Design Type Treatment</p> <p>Disease(s) Rectum</p> <p>Phase II</p>		<p>Current Status Suspended</p> <p>Closure Date 31/12/2006</p> <p>Sample Size 36</p> <p>Accrual to Date  33%</p>	
<p>Geographical Scope UK Multi-Centre</p> <p>Open to new sites No</p> <p> Health care professionals can obtain a copy of the protocol by clicking here</p>			
<p>Additional Information</p> <p>Funded with an educational grant from Merck Pharmaceuticals</p>			
<p>Main Inclusion Criteria</p> <p>- adenocarcinoma of the rectum (within 15cm of anal verge). - tumour tissue available for testing of EGFR status - indication for pre-operative chemoradiotherapy with R0 resection unlikely - fit for chemotherapy - written informed consent for both treatment and biopsies</p>		<p>Main Exclusion Criteria</p> <p>- previous radiotherapy to the pelvis. - previous pelvic resectional surgery (cystectomy, hysterectomy) - previous chemotherapy or radiation for rectal cancer - previous chemotherapy for metastatic disease - patients who have very significant small bowel delineated within the radiation fields - currently enrolled in any other treatment trial</p>	
<p>Chief Investigator(s)</p> <p>Dr Rob Glynn-Jones</p>			
<p>Further details, please contact</p> <p>[redacted]</p>			

Figure 4

This page can be printed and should fit on to one or more pages of A4.

3. Statistics Grid

The statistics grid comprises the three levels used to classify studies in the UKCRN Portfolio.

The first level shown in the grid in Figure 5 presents the number of Studies at each stage of recruitment in a Topic's portfolio.

Export to Excel	Study Status			
Topic	In set-up	Recruiting	Closed / Suspended	All
Cancer	0	85	76	161
Dementias and Neurodegenerative Diseases	0	6	0	6
Diabetes	0	0	0	0
Meds for Children	0	2	1	3
Mental Health	0	0	0	0
Stroke	1	2	1	4
PCRN	0	5	1	6
Blood	0	0	0	0
Cardiovascular	0	2	0	2
Congenital Disorders	0	0	0	0
Ear	0	0	0	0
Eye	1	0	0	1
Infection	0	0	0	0
Inflammatory and Immune	0	1	0	1
Injuries and Accidents	0	1	0	1
Metabolic and Endocrine	0	0	0	0
Musculoskeletal	0	1	0	1
Neurological	0	0	0	0
Oral and Gastrointestinal	0	0	0	0
Renal and Urogenital	0	0	0	0
Reproductive Health	0	1	0	1
Respiratory	0	0	0	0
Skin	0	0	0	0
Generic Health Relevance	0	0	0	0

Figure 5

Clicking on one of the Topic names should change the grid to display the second level of statistics, i.e. those applicable to that Topic. For example, clicking on Cancer should display a grid similar to that shown in Figure 6. The numbers are broken down across the Clinical Studies Groups which are shown in the first column (this may be different for other Topics, which may use Subtopics at this level of classification).

Export to Excel	Study Status			
Clinical Studies Group	In set-up	Recruiting	Closed / Suspended	All
All groups	0	0	3	3
Bladder	0	0	2	2
Brain	0	1	0	1
Breast	0	17	19	36
CCLG	0	14	9	23
Colorectal	0	7	10	17
Complementary Therapies	0	1	0	1
Gynaecological	0	6	3	9
Haematological	0	9	7	16
Head & Neck	0	1	1	2
Lung	0	7	6	13
Lymphoma	0	7	8	15
Melanoma	0	0	2	2
Not Assigned	0	3	0	3
Prostate	0	10	3	13
Psychosocial	0	0	1	1
Radiotherapy	0	9	10	19
RANII	0	1	0	1
Renal	0	0	2	2
Sarcoma	0	2	0	2
Testis	0	1	1	2
Upper GI	0	7	3	10

The grid above shows current activity in the portfolio and may not list every Clinical Studies Group.

Figure 6

You may notice that the numbers are now hyperlinks. Clicking on these numbers will generate a summary list of studies (similar to that shown in Figure 3) for the given Clinical Studies Group or Subtopic at the corresponding stage of recruitment. However, if the number is 1 then there is only one study in the appropriate category and you will be taken directly to the detailed view for that study, as shown in Figure 4 above.

The Clinical Studies Groups or Subtopics may be sorted alphabetically, in ascending or descending order, by clicking on the column heading. Clicking on one of the Clinical Studies Group or Subtopic names will display the numbers applicable to that Group or Subtopic.

For example, to generate the detailed numbers for the Bladder clinical studies group click on the Bladder hyperlink. You should see a grid similar to that shown in Figure 7. Diseases are now shown in the first column (this may be different for other Topics) alongside their statistics.

Export to Excel	Study Status			
Disease	In set-up	Recruiting	Closed / Suspended	All
Bladder (advanced)	0	0	1	1
Ureter	0	0	1	1

Figure 7

Again you may notice that the numbers are hyperlinks. As described above, clicking on numbers that are 1 will pop-up a new window containing detailed information about the study whereas clicking on any other numbers will return an appropriate

summary list of studies. The diagnosis/diseases column may also be sorted alphabetically by clicking on the column heading.

All three levels of statistics grid can be exported to Excel. This is covered in Section 4 – Exporting to Excel.

4. Exporting to Excel

Please note that, depending on the speed of your connection and local configuration exporting data to Excel may take a few moments, during which a blank browser window may be displayed.

All three levels of statistics grid and the list of study search results can be exported to Excel. To do this, click on the ‘Export to Excel’ hyperlink, this can be found towards the left of the top row of the grid. A pop-up window should appear containing a dialogue box asking whether you would like to Open or Save the excel file.

The Excel export for second level statistics grid for the Cancer topic will be similar to the one shown in Figure 8.

	A	B	C	D	E	F
1	Name	In set-up	Recruiting	Closed	All	
2	All groups	1	2	9	12	
3	Bladder	2	8	6	16	
4	Brain	2	2	2	6	
5	Breast	7	38	39	85	
6	CCLG		36	23	60	
7	Colorectal	3	17	21	42	
8	Complementary Therapies		1	4	5	
9	Consumer			2	2	
10	Gynaecological	7	16	15	38	
11	Haematological	1	15	13	29	
12	Head & Neck	1	4	2	8	
13	Lung	5	15	18	39	
14	Lymphoma	5	10	19	36	
15	Melanoma		6	8	14	
16	Not Specified			1	1	
17	Palliative Care	2	5	3	10	
18	Primary Care		2	2	4	
19	Prostate	2	15	16	33	
20	Psychosocial		4	4	8	
21	Radiotherapy	5	24	15	45	
22	Renal	1	1	2	4	
23	Sarcoma	1	6	2	9	
24	Testis		7	7	14	
25	Upper GI	4	19	12	35	
26						

Figure 8

5. Further Information/Help

The Portfolio Search application was built in-house by the UKCRN IS Team. If you have any enquiries about this system or if you are having any difficulty using it, please contact the team using the UKCRN Helpdesk. The Helpdesk is accessible from any page of the Search application by using this link, which is displayed at the bottom of the screen:

If you experience problems using the application, please [click here](#)